

ITI 1121. Introduction to Computing II

List: implementation

by

Marcel Turcotte

Version March 19, 2020

Preamble

Preamble

Overview

Overview

List: implementation

We focus on three implementations of the interface **List** using linked elements: the singly-linked list, the doubly-linked list, and the doubly-linked circular list starting with a dummy node.

General objective:

- This week, you will be able to design an industrial-grade implementation of the abstract data type list.

Preamble

Learning objectives

Learning objectives

- ❖ **Explain** the role of reference variables in the implementation of a linked list.
- ❖ **Modify** the implementation of a singly or doubly linked list in order to add a new method to it.
- ❖ **Justify** the purpose of the dummy node in the implementation of a doubly linked circular list.
- ❖ **Discuss** the advantages and disadvantages, particularly in terms of execution time and memory usage, for the three implementations of a list seen in this course, the singly linked list, the doubly linked list, and the doubly linked circular list starting with a dummy node.

Readings:

- ❖ Pages 84-89, 103 of E. Koffman and P. Wolfgang.

Preamble

Plan

Plan

- 1 Preamble
- 2 Definitions
- 3 Implementations
- 4 Prologue

Definitions

Definition

A list (**List**) is an abstract data type (ADT) to store objects, such that each element has a predecessor and a successor (thus linear, ordered), and **having no data access restrictions**; one can inspect, insert or delete anywhere in the list. A.K.A. **Sequence**.

Implementations

- ArrayList

- LinkedList

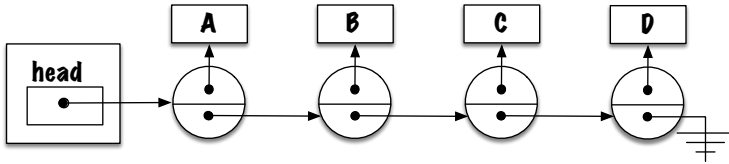
- ✦ **Singly** linked list
- ✦ **Doubly** linked list
- ✦ List with a **dummy node**
- ✦ **Iterative** processing (**Iterator**)
- ✦ **Recursive** processing.

Singly linked list

- ❖ The simplest implementation is the singly linked list (**SinglyLinkedList**).
- ❖ We will use a “static” nested class to represent the nodes in the list. Each node contains a value and is connected to its next one.

```
private static class Node<T> {  
    private T value;  
    private Node<T> next;  
    private Node(T value, Node<T> next) {  
        this.value = value;  
        this.next = next;  
    }  
}
```

LinkedList



Definition

- ✚ We compare the efficiency of array-based (**ArrayList**) and linked-element-based (**LinkedList**) implementations.

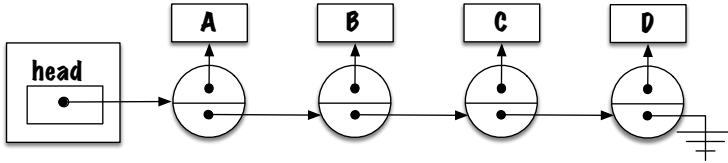
Definition

- ✚ We compare the efficiency of array-based (**ArrayList**) and linked-element-based (**LinkedList**) implementations.
 - ✚ Both can hold an unlimited number of objects, so **ArrayList** uses a dynamic array.

Definition

- ✦ We compare the efficiency of array-based (**ArrayList**) and linked-element-based (**LinkedList**) implementations.
 - ✦ Both can hold an unlimited number of objects, so **ArrayList** uses a dynamic array.
- ✦ We will say that the execution time is **variable** (slow), if the number of operations varies according to the number of elements currently saved in the data structure, and **constant** (fast) otherwise.

LinkedList



Implementations

Comparer ArrayList et LinkedList

- ✚ Can you predict which of the two implementations will be faster?

Comparer ArrayList et LinkedList

- Can you predict which of the two implementations will be faster?

	ArrayList	LinkedList
<code>void addFirst(E elem)</code>		
<code>void addLast(E elem)</code>		
<code>void add(E elem, int pos)</code>		
<code>E get(int pos)</code>		
<code>void removeFirst()</code>		
<code>void removeLast()</code>		

Comparer ArrayList et LinkedList

- Can you predict which of the two implementations will be faster?

	ArrayList	LinkedList
void addFirst(E elem)	variable	
void addLast(E elem)		
void add(E elem, int pos)		
E get(int pos)		
void removeFirst()		
void removeLast()		

Comparer ArrayList et LinkedList

- Can you predict which of the two implementations will be faster?

	ArrayList	LinkedList
void addFirst(E elem)	variable	constant
void addLast(E elem)		
void add(E elem, int pos)		
E get(int pos)		
void removeFirst()		
void removeLast()		

Comparer ArrayList et LinkedList

- Can you predict which of the two implementations will be faster?

	ArrayList	LinkedList
void addFirst(E elem)	variable	constant
void addLast(E elem)	variable	
void add(E elem, int pos)		
E get(int pos)		
void removeFirst()		
void removeLast()		

Comparer ArrayList et LinkedList

- Can you predict which of the two implementations will be faster?

	ArrayList	LinkedList
void addFirst(E elem)	variable	constant
void addLast(E elem)	variable	variable
void add(E elem, int pos)		
E get(int pos)		
void removeFirst()		
void removeLast()		

Comparer ArrayList et LinkedList

- Can you predict which of the two implementations will be faster?

	ArrayList	LinkedList
void addFirst(E elem)	variable	constant
void addLast(E elem)	variable	variable
void add(E elem, int pos)	variable	
E get(int pos)		
void removeFirst()		
void removeLast()		

Comparer ArrayList et LinkedList

- Can you predict which of the two implementations will be faster?

	ArrayList	LinkedList
void addFirst(E elem)	variable	constant
void addLast(E elem)	variable	variable
void add(E elem, int pos)	variable	variable
E get(int pos)		
void removeFirst()		
void removeLast()		

Comparer ArrayList et LinkedList

- Can you predict which of the two implementations will be faster?

	ArrayList	LinkedList
void addFirst(E elem)	variable	constant
void addLast(E elem)	variable	variable
void add(E elem, int pos)	variable	variable
E get(int pos)	constant	
void removeFirst()		
void removeLast()		

Comparer ArrayList et LinkedList

- Can you predict which of the two implementations will be faster?

	ArrayList	LinkedList
void addFirst(E elem)	variable	constant
void addLast(E elem)	variable	variable
void add(E elem, int pos)	variable	variable
E get(int pos)	constant	variable
void removeFirst()		
void removeLast()		

Comparer ArrayList et LinkedList

- Can you predict which of the two implementations will be faster?

	ArrayList	LinkedList
void addFirst(E elem)	variable	constant
void addLast(E elem)	variable	variable
void add(E elem, int pos)	variable	variable
E get(int pos)	constant	variable
void removeFirst()	variable	
void removeLast()		

Comparer ArrayList et LinkedList

- Can you predict which of the two implementations will be faster?

	ArrayList	LinkedList
void addFirst(E elem)	variable	constant
void addLast(E elem)	variable	variable
void add(E elem, int pos)	variable	variable
E get(int pos)	constant	variable
void removeFirst()	variable	constant
void removeLast()		

Comparer ArrayList et LinkedList

- Can you predict which of the two implementations will be faster?

	ArrayList	LinkedList
void addFirst(E elem)	variable	constant
void addLast(E elem)	variable	variable
void add(E elem, int pos)	variable	variable
E get(int pos)	constant	variable
void removeFirst()	variable	constant
void removeLast()	constant	

Comparer ArrayList et LinkedList

- Can you predict which of the two implementations will be faster?

	ArrayList	LinkedList
void addFirst(E elem)	variable	constant
void addLast(E elem)	variable	variable
void add(E elem, int pos)	variable	variable
E get(int pos)	constant	variable
void removeFirst()	variable	constant
void removeLast()	constant	variable

Discussion

- ✚ For some operations, when one implementation is **fast**, the other is **slow**;

Discussion

- ❖ For some operations, when one implementation is **fast**, the other is **slow**;
- ❖ Looking at the table above, **when** should we use an implementation based on **arrays**?

Discussion

- ❖ For some operations, when one implementation is **fast**, the other is **slow**;
- ❖ Looking at the table above, **when** should we use an implementation based on **arrays**?
 - ❖ For **direct access** (random).

Discussion

- ❖ For some operations, when one implementation is **fast**, the other is **slow**;
- ❖ Looking at the table above, **when** should we use an implementation based on **arrays**?
 - ❖ For **direct access** (random).
- ❖ When should a linked list be used?

Discussion

- ❏ For some operations, when one implementation is **fast**, the other is **slow**;
- ❏ Looking at the table above, **when** should we use an implementation based on **arrays**?
 - ❏ For **direct access** (random).
- ❏ When should a linked list be used?
 - ❏ If all the **accesses** are at the **start** of the list;

Discussion

- ❏ For some operations, when one implementation is **fast**, the other is **slow**;
- ❏ Looking at the table above, **when** should we use an implementation based on **arrays**?
 - ❏ For **direct access** (random).
- ❏ When should a linked list be used?
 - ❏ If all the **accesses** are at the **start** of the list;
- ❏ Which implementation consumes more **memory**?

Implementations

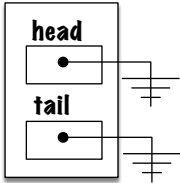
Reference to the rear node

Accelerate addLast for a singly linked list

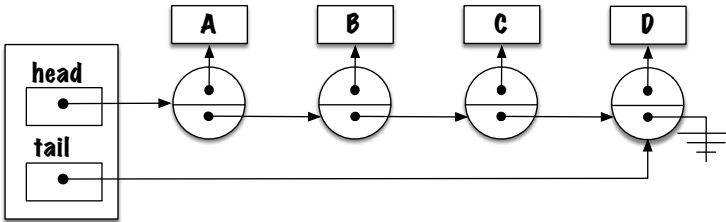
- ❖ There is a simple implementation technique for accelerating the addition of an element at the **end** of a linked structure.
- ❖ What makes the current implementation **costly**?
- ❖ Yes, you have to **traverse the list** from one end to the other in order to add the item at the very end.
- ❖ We could of course add the elements in reverse order, but that would only move the problem, the method **addFirst()** would be slow.
- ❖ For the method **size()**, we saw that the use of an additional instance variable, **count**, could save us from going through the list unnecessarily.
- ❖ What would we need in this case to **avoid traversing** the list?
- ❖ Yes, a new **variable** pointing to the **last** item on the list.

Memory diagram

- Representing the **empty list**:



- General case:



LinkedList

```
public class LinkedList<E> implements List<E> {  
  
    private static class Node<T> {  
  
        private T value;  
        private Node<T> next;  
  
        private Node(T value, Node<T> next) {  
            this.value = value;  
            this.next = next;  
        }  
    }  
  
    private Node<E> head;  
    private Node<E> tail;  
  
    // ...  
}
```

addLast

```
public void addLast(E elem) {  
  
    Node<E> newNode;  
    newNode = new Node<E>(elem, null);  
  
    if (head == null) {  
        head = newNode;  
        tail = head;  
    } else {  
        tail.next = newNode;  
        tail = newNode;  
    }  
}
```

Modify all the other methods accordingly

```
public E removeFirst() {  
    E saved;  
    saved = head.value;  
  
    head = head.next;  
  
    if (head == null) {  
        tail = null;  
    }  
  
    return saved;  
}
```

Compare the ArrayList and LinkedList

- ✚ Adding a reference to the last node.

	ArrayList	LinkedList
void addFirst(E elem)	variable	constant
void addLast(E elem)	variable	constant
void add(E elem, int pos)	variable	variable
E get(int pos)	constant	variable
void removeFirst()	variable	constant
void removeLast()	constant	variable

Compare the ArrayList and LinkedList

- Adding a **reference to the last node**.

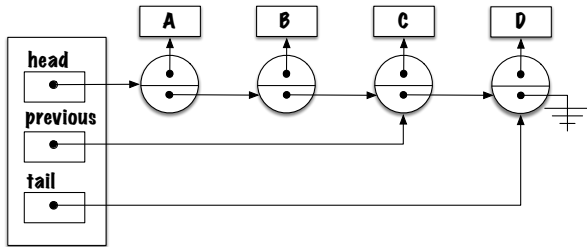
	ArrayList	LinkedList
void addFirst(E elem)	variable	constant
void addLast(E elem)	variable	constant
void add(E elem, int pos)	variable	variable
E get(int pos)	constant	variable
void removeFirst()	variable	constant
void removeLast()	constant	variable

- Is **removeLast** faster now, as well?

Implementations

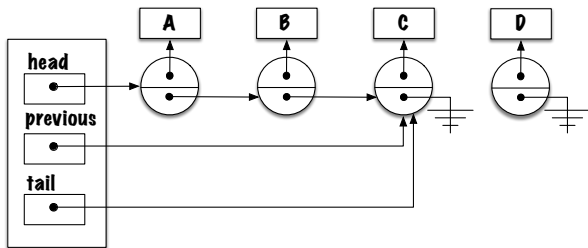
Doubly linked nodes

Accelerate removeLast



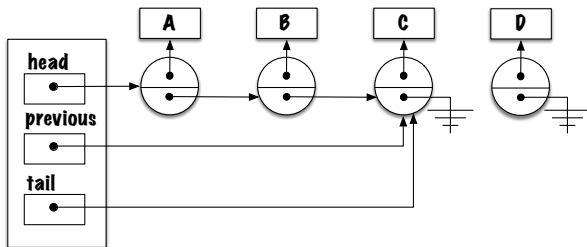
What do you think?

Accelerate removeLast



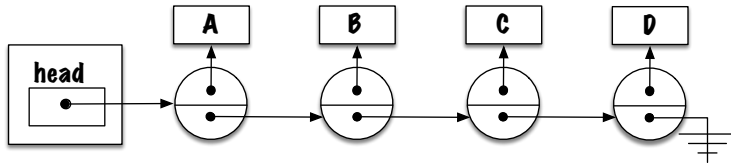
- ▣ Moving the rear reference is now easy and **fast!**

Accelerate removeLast

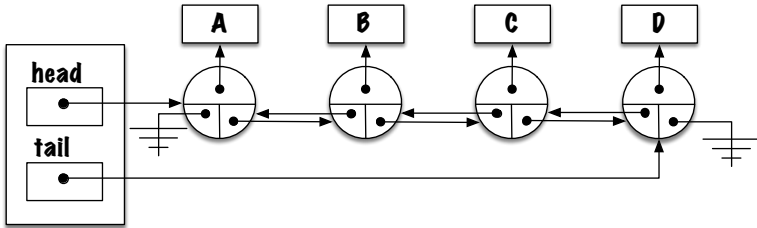


- ❖ Moving the rear reference is now easy and **fast**!
- ❖ Except moving the reference **previous** is difficult and expensive.

LinkedList



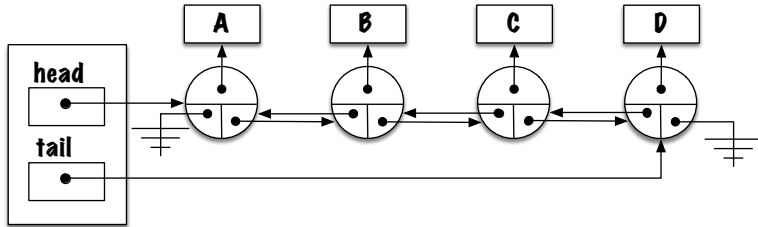
LinkedList



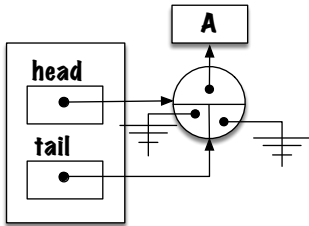
Doubly linked list

```
public class LinkedList<E> implements List<E> {  
  
    private static class Node<T> {  
        private T value;  
        private Node<T> prev;  
        private Node<T> next;  
        private Node(T value, Node<T> prev, Node<T> next) {  
            this.value = value;  
            this.prev = prev;  
            this.next = next;  
        }  
    }  
  
    private Node<E> head;  
    private Node<E> tail;  
  
    // ...  
}
```

removeLast: general case



removeLast: special case



```
public E removeLast() {  
  
    E saved;  
    saved = tail.value;  
  
    if (head.next == null) {  
        head = null;  
        tail = null;  
    } else {  
        tail = tail.prev;  
        tail.next = null;  
    }  
  
    return saved;  
}
```


Compare ArrayList and LinkedList

- ✚ **Doubly** linked nodes.

	ArrayList	LinkedList
void addFirst(E elem)	variable	constant
void addLast(E elem)	variable	constant
void add(E elem, int pos)	variable	variable
E get(int pos)	constant	variable
void removeFirst()	variable	constant
void removeLast()	constant	constant

Discussion

- ✚ What will be the **impact** of this change?

Preconditions : `add(int pos, E elem)`

- What are the **prerequisites** to the method **add**?

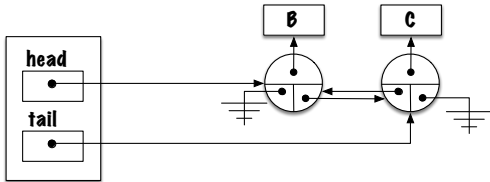
Preconditions : add(int pos, E elem)

➤ What are the **prerequisites** to the method **add**?

```
if ( elem == null ) {  
    throw new NullPointerException( "null" );  
}  
if ( pos < 0 || pos > size ) {  
    throw new IndexOutOfBoundsException( pos );  
}
```

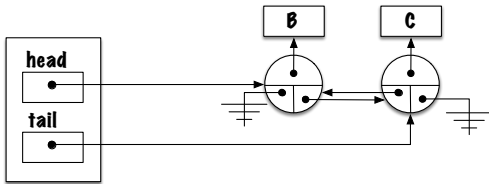
Special cases : add(int pos, E elem)

What are the **special cases**?



Special cases : add(int pos, E elem)

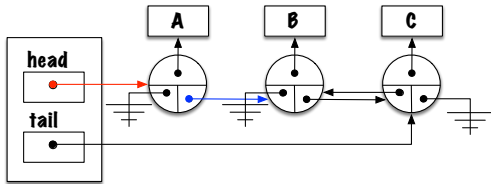
- What are the **special cases**?



- Adding at **position 0**.

Special case : add(int pos, E elem)

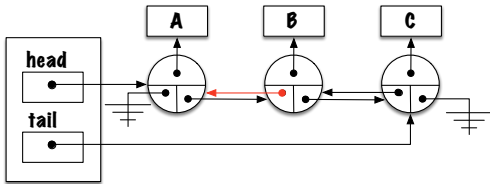
Special case: $\text{head} = \text{new Node}\langle E\rangle(\text{elem}, \text{null}, \text{head})$



❖ What's missing?

Special case : add(int pos, E elem)

Special case: `head.next.previous = head`



Special case : add(int pos, E elem)

Special case:

```
if (pos == 0) {  
    head = new Node<E>(elem, null, head);  
    head.next.previous = head;  
}
```

Special case : add(int pos, E elem)

Special case:

```
if (pos == 0) {  
    head = new Node<E>(elem, null, head);  
    head.next.previous = head;  
}
```

- Have we thought about **every possible case**?

Special case : add(int pos, E elem)

Special case:

```
if (pos == 0) {  
    head = new Node<E>(elem, null, head);  
    head.next.previous = head;  
}
```

- Have we thought about **every possible case**?
 - What if the list is **empty**?

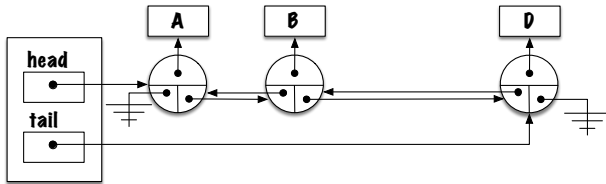
Special case : add(int pos, E elem)

Special case:

```
if (pos == 0) {  
    head = new Node<E>(elem, null, head);  
    if (tail == null) {  
        tail = head;  
    } else {  
        head.next.previous = head;  
    }  
}
```

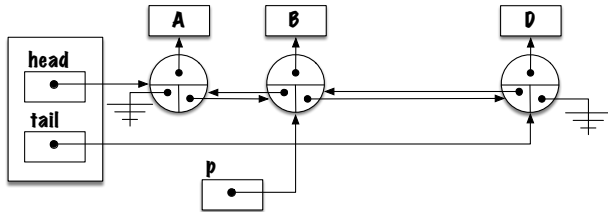
General case: add(int pos, E elem)

General case: addint at position 2.



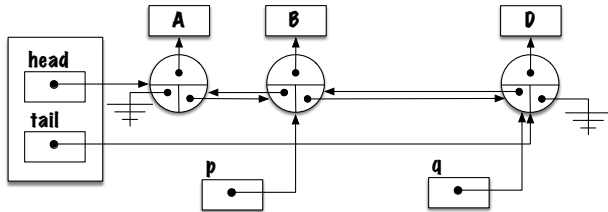
General case : add(int pos, E elem)

General case: traverse the list until **pos-1**



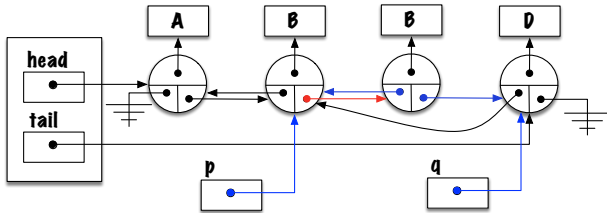
General case : add(int pos, E elem)

General case: $q = p.next$



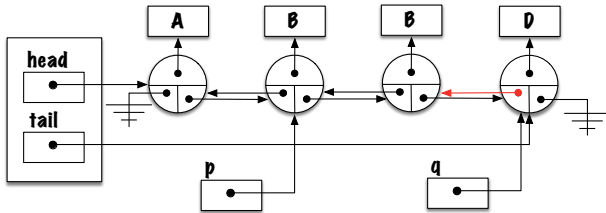
General case : add(int pos, E elem)

General case: $p.next = new Node<E>(elem, p, q)$



General case add(int pos, E elem)

General case: $q.previous = p.next$



General case add(int pos, E elem)

General case:

```
Node<E> before , after ;  
before = head ;  
  
for (int i = 0; i < (pos - 1); i++) {  
    before = before.next ;  
}  
  
after = before.next ;  
  
before.next = new Node<E>(elem , before , after) ;  
after.previous = before.next ;
```

General case add(int pos, E elem)

General case:

```
Node<E> before , after ;
before = head ;

for (int i = 0; i < (pos - 1); i++) {
    before = before.next ;
}

after = before.next ;

before.next = new Node<E>(elem , before , after ) ;
after.previous = before.next ;
```

❏ Have we thought of all the cases?

General case add(int pos, E elem)

General case:

```
Node<E> before , after ;
before = head ;

for (int i = 0; i < (pos - 1); i++) {
    before = before.next ;
}

after = before.next ;

before.next = new Node<E>(elem , before , after ) ;
after.previous = before.next ;
```

- Have we thought of all the cases?
 - What if **before** refers to the last element?

add(int pos, E elem)

```
Node<E> before , after ;

before = head ;

for (int i = 0; i < (pos - 1); i++) {
    before = before.next ;
}

after = before.next ;
before.next = new Node<E>(elem , before , after ) ;

if (before == tail) {
    tail = before.next ;
} else {
    after.previous = before.next ;
}
```

```
if (elem == null ) {
    throw new NullPointerException( "null" );
}
if (pos < 0 || pos > size) {
    throw new IndexOutOfBoundsException(pos);
}
if (pos == 0) {
    head = new Node<E>(elem, null, head);
    if (tail == null) {
        tail = head;
    } else {
        head.next.previous = head;
    }
} else {
    Node<E> before, after;
    before = head;
    for (int i = 0; i < (pos-1); i++) {
        before = before.next;
    }
    after = before.next;
    before.next = new Node<E>(elem, before, after);
    if (before == tail) {
        tail = before.next;
    } else {
        after.previous = before.next;
    }
}
size++;
}
```

Implementations

Dummy node

Dummy node

- ✚ The following implementation technique allows you to **eliminate multiple special cases**.

Dummy node

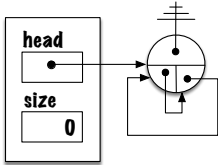
- ✚ The following implementation technique allows you to **eliminate multiple special cases**.
 - ✚ The technique uses a **dummy node** containing no element (data).

Dummy node

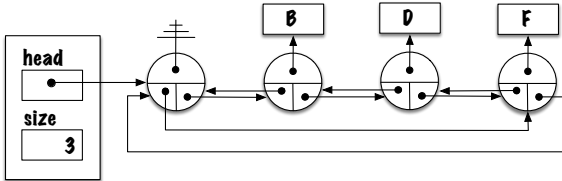
- ✚ The following implementation technique allows you to **eliminate multiple special cases**.
 - ✚ The technique uses a **dummy node** containing no element (data).
 - ✚ Plus, the list is **circular!**

Dummy node

Empty list:



General case:



```
public class LinkedList<E> implements List<E> {
    private static class Node<T> {
        private T value;
        private Node<T> prev;
        private Node<T> next;
        private Node(T value, Node<T> prev, Node<T> next) {
            this.value = value;
            this.prev = prev;
            this.next = next;
        }
    }
    private Node<E> head;
```

➤ Give the **implementation of the constructor**.

```
public class LinkedList<E> implements List<E> {
    private static class Node<T> {
        private T value;
        private Node<T> prev;
        private Node<T> next;
        private Node(T value, Node<T> prev, Node<T> next) {
            this.value = value;
            this.prev = prev;
            this.next = next;
        }
    }
    private Node<E> head;
```

➤ Give the **implementation of the constructor**.

```
public LinkedList() {
    head = new Node<E>(null, null, null);
    head.prev = head;
    head.next = head;
}
```

Discussion

- ✚ **What complicates** the implementation of linked-list methods without a dummy node?

Discussion

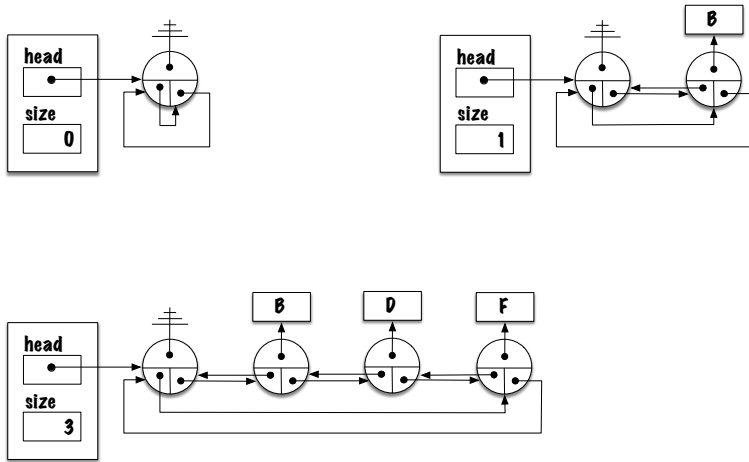
- ✚ **What complicates** the implementation of linked-list methods without a dummy node?
 - ✚ The methods usually have a **special case** for modifying in **first position**.

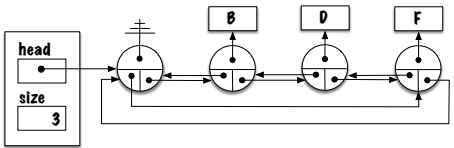
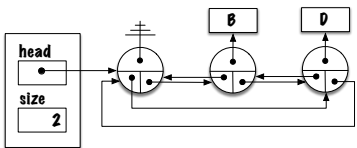
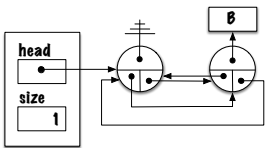
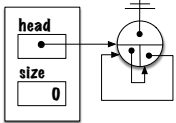
- ✚ **What complicates** the implementation of linked-list methods without a dummy node?
 - ✚ The methods usually have a **special case** for modifying in **first position**.
 - ✚ In general, one must change the variable **next** of the preceding node, unless one is processing the first node, in which case one must change the variable **head**.

- ✚ **What complicates** the implementation of linked-list methods without a dummy node?
 - ✚ The methods usually have a **special case** for modifying in **first position**.
 - ✚ In general, one must change the variable **next** of the preceding node, unless one is processing the first node, in which case one must change the variable **head**.
 - ✚ Changes at the end of the list are also a problem since the value of **tail** must be changed.

Discussion

- ❖ **What complicates** the implementation of linked-list methods without a dummy node?
 - ❖ The methods usually have a **special case** for modifying in **first position**.
 - ❖ In general, one must change the variable **next** of the preceding node, unless one is processing the first node, in which case one must change the variable **head**.
 - ❖ Changes at the end of the list are also a problem since the value of **tail** must be changed.
- ❖ For the implementation having a dummy node, the treatments are uniform, we always change the variable **next** of the preceding node.





Prologue

Summary

- ▣ A reference to the **last node** makes it easy to add an element to the **end** of the list.

Summary

- ❖ A reference to the **last node** makes it easy to add an element to the **end** of the list.
- ❖ The **double linked nodes** make it easy to remove the **last** element, but also to navigate the list in reverse order.

Summary

- ❖ A reference to the **last node** makes it easy to add an element to the **end** of the list.
- ❖ The **double linked nodes** make it easy to remove the **last** element, but also to navigate the list in reverse order.
- ❖ **Circular** lists with dummy nodes have no special cases!

Next module

➤ **List** : iterator

References I



E. B. Koffman and Wolfgang P. A. T.

Data Structures: Abstraction and Design Using Java.

John Wiley & Sons, 3e edition, 2016.



Marcel Turcotte

Marcel.Turcotte@uOttawa.ca

School of Electrical Engineering and **Computer Science** (EECS)
University of Ottawa